

G B A O

Jewish Voters Resource Center National Survey Analysis

May 2025

n = 800 registered Jewish voters

Conducted April 21-May 1, 2025 via text-to-web

Margin of error = +/- 3.5 percentage points

- **After Trump's first 100 days in office, American Jews express opposition to his domestic and foreign policy agenda, disapproval of his job performance, and negative assessments of his personal character.**
 - Mass opposition – ranging from 74-93 percent oppose – to Trump's positions on Canada and Greenland, Medicaid, January 6 pardons, tariffs, and Gaza.
 - 26 percent job approval rating as President.
 - Majorities believe Trump is dangerous (72 percent), racist (69 percent), fascist (69 percent), and antisemitic (52 percent).

- **Jewish support for Democrats in the 2026 mid-term election is very high at this early stage, far exceeding support in the general population.**
 - Democrats currently lead Republicans in the generic Congressional vote by a 70 to 26 percent margin (compared to 47 to 44 percent in the NYT poll of the general population conducted during the same period).

- **Concerns over antisemitism remain high, but have receded to pre-October 7 levels.**
 - 89 percent are concerned about antisemitism in the U.S., including 62 percent who are *very* concerned.
 - 77 percent are concerned about antisemitism on college campuses, including 55 percent who are *very* concerned.
 - Concerns are much higher among older generations than younger Jews.
- **Jews believe several Trump Administration actions increase antisemitism.**
 - Across a range of statements and actions, American Jews say Trump or people in his Administration are doing things that increase antisemitism:
 - Musk's jokes about the Holocaust and saying Germans should move beyond guilt about their past (80 percent believe this increases antisemitism).
 - Vance's meeting with Germany's far-right party that uses Nazi slogans (76 percent).
 - Ending government observance of Holocaust Remembrance Day and MLK Jr. Day (63 percent).
 - Deporting pro-Palestinian protestors (61 percent).

- **Emotional attachment to Israel is strong, but returns to pre-October 7 levels.**
 - After attachment to Israel jumped in the aftermath of October 7 (peaking at 82 percent), it has returned to previous levels of attachment (now at 69 percent).
 - Attachment is much less among younger Jews (55 percent among under 35) than older Jews (71 percent among 35-64; 79 percent among over 64).
- **Attitudes toward Netanyahu are very negative, and American Jews believe his Gaza decisions are driven by political instead of national security considerations.**
 - Netanyahu has a 34 percent favorable/61 percent unfavorable rating, which is consistent with his favorability ratings over the past 5 years.
 - 62 percent believe Netanyahu resumed military action in Gaza for political reasons (compared to 38 percent who believe the decision was driven by national security reasons).
 - 72 percent believe the renewal of military action in Gaza makes it more likely the hostages will be killed (compared to 28 percent who believe it makes it more likely they will be released).

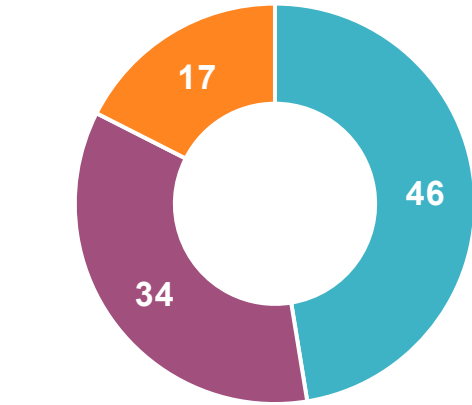


Political Landscape

Very Liberal & Democratic Constituency; Small Orthodox Population

Figure 6

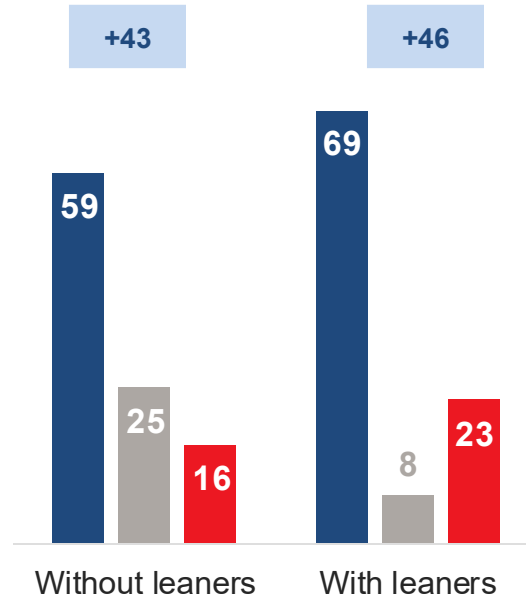
Ideology



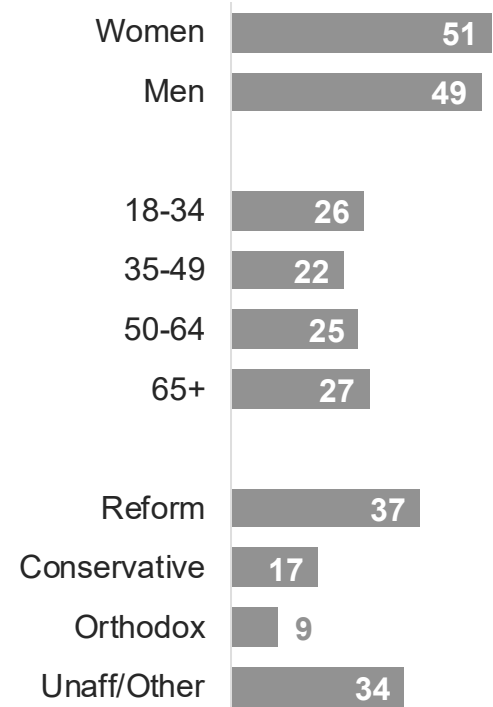
- Liberal
- Moderate
- Conservative

Party Identification

Dem Ind Rep



Demographics



Obama Is Most Popular Dem Figure, Harris Stronger Than Biden; Trump & Republicans Viewed Horribly By Jewish Voters

Figure 7

Favorability



Favorable



Unfavorable

Asked on a 0-100 scale

0=very unfavorable, 100=very favorable

Barack
Obama

Kamala
Harris

Joe
Biden

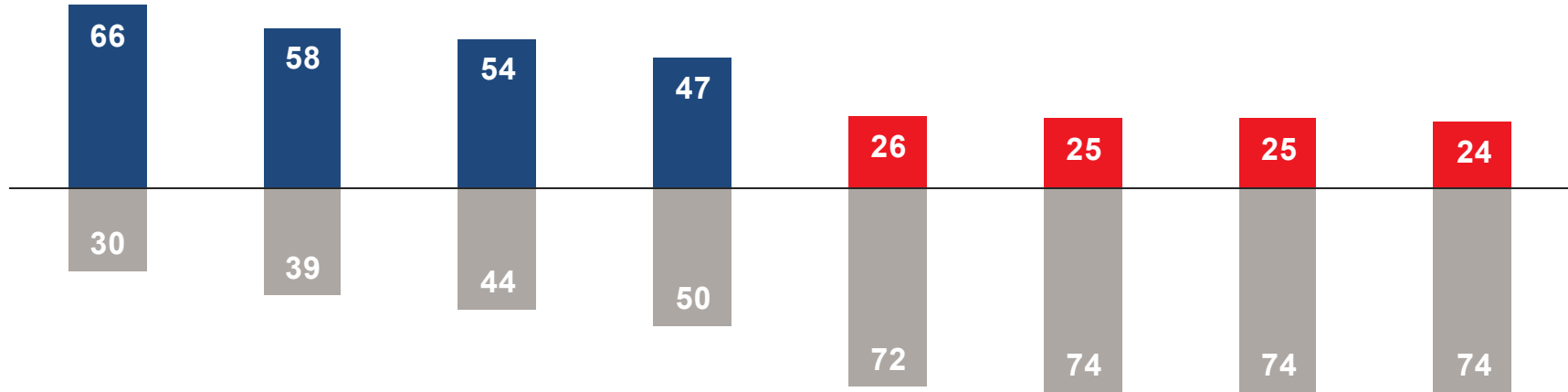
The
Democratic
Party

The
Republican
Party

Donald
Trump

Elon
Musk

J.D.
Vance



Zelenskyy Is Very Popular While Netanyahu & Putin Are Strongly Disliked

Figure 8

Favorability (Int'l Figures)

● Favorable

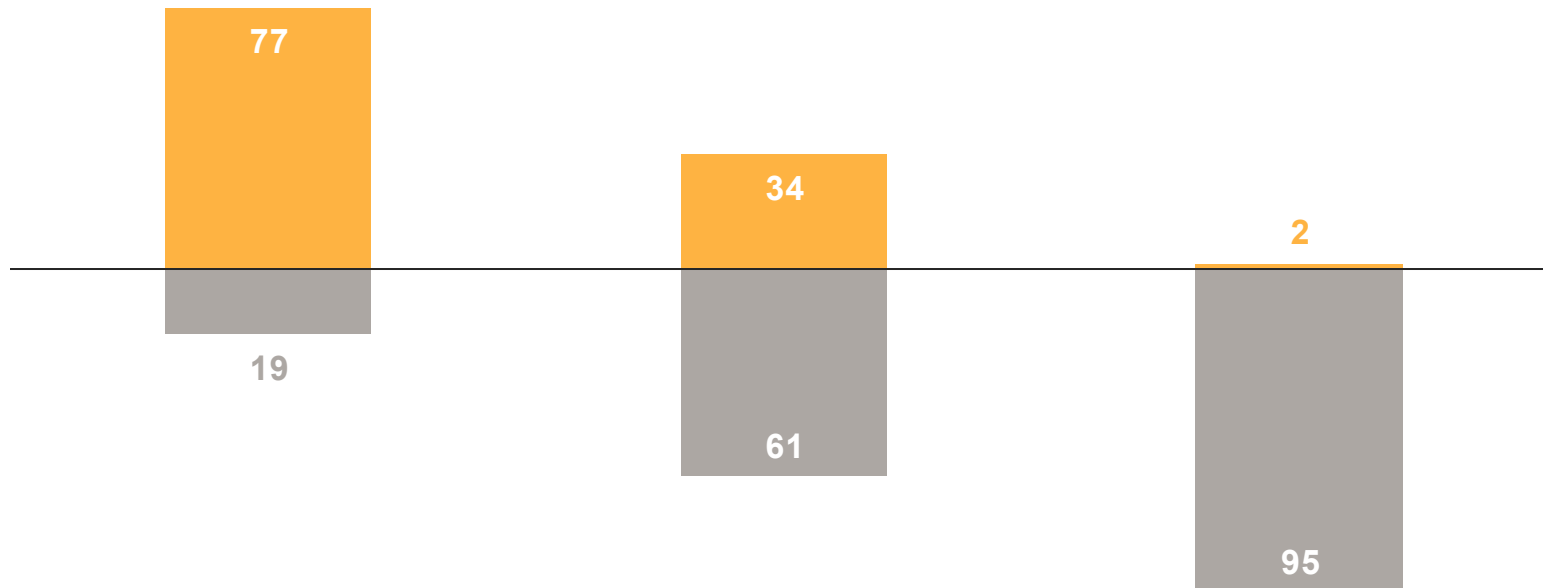
● Unfavorable

Asked on a 0-100 scale
0=very unfavorable, 100=very favorable

Volodymyr Zelenskyy

Benjamin Netanyahu

Vladimir Putin

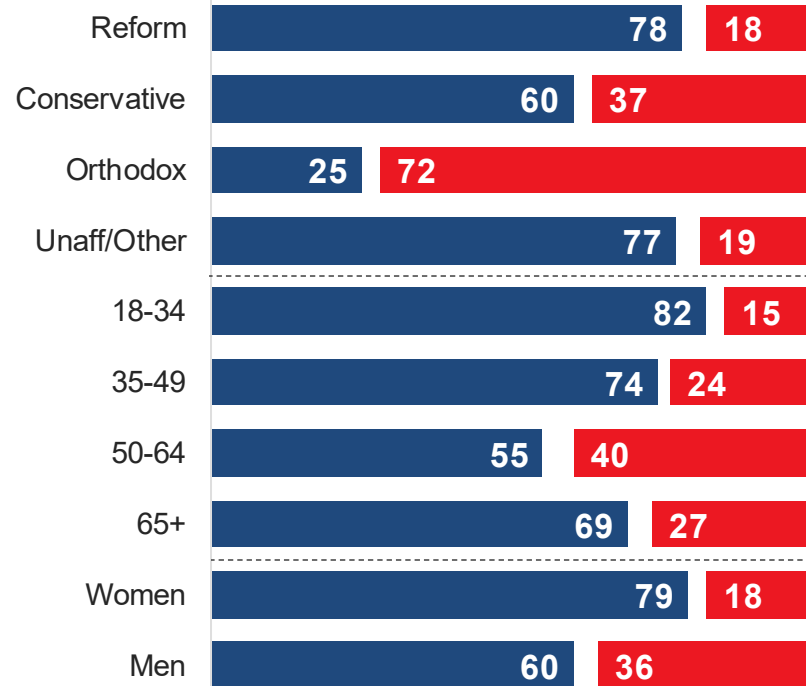
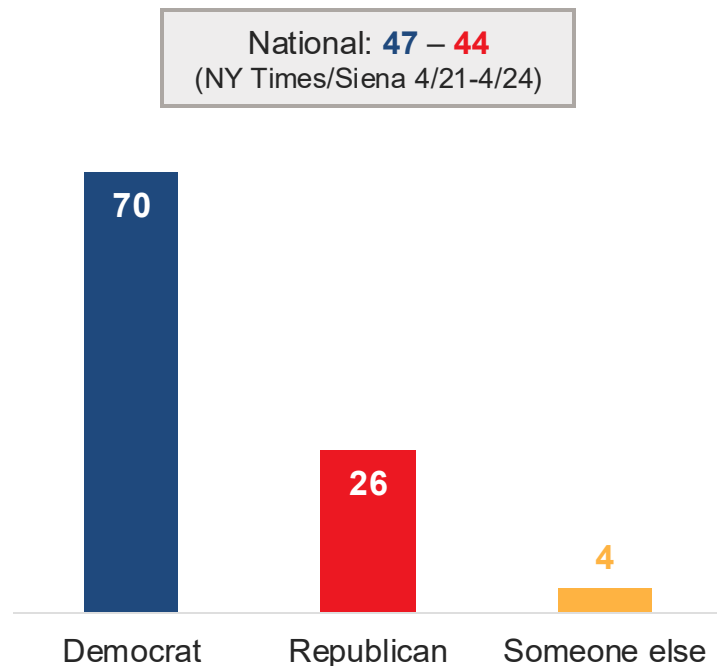


Overwhelming Support For Generic Democrat For Congress In All Groups But Orthodox

Figure 9

2026 House Vote

It's a long way off, but thinking about the 2026 election for the United States Congress, if the election were held today, for whom would you vote?



The background of the image is a light-colored wood-grain texture. A dark blue diagonal banner cuts across the middle of the image from the bottom-left towards the top-right. The text "Donald Trump" is written in white, bold, sans-serif font on this banner.

Donald Trump

Massive Disapproval Of Trump Job Performance

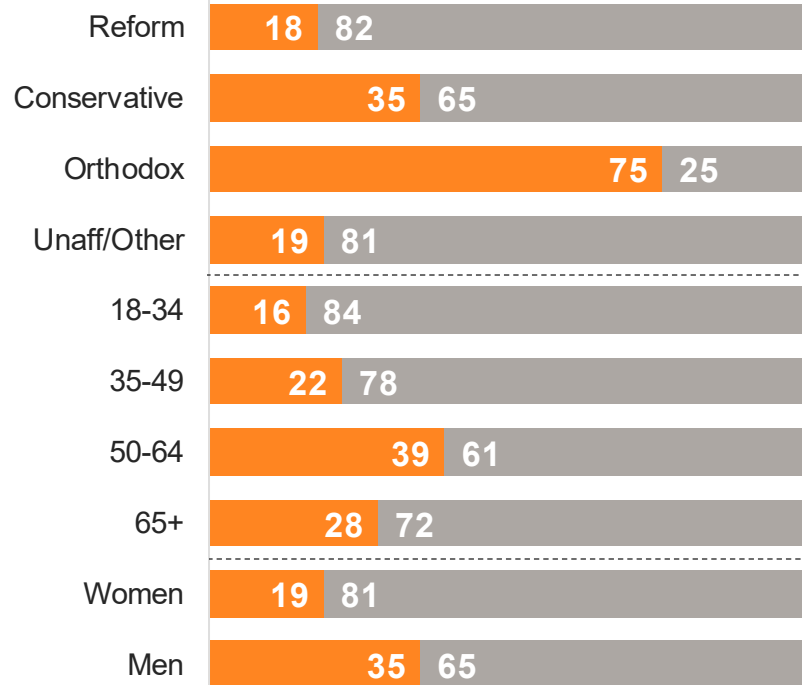
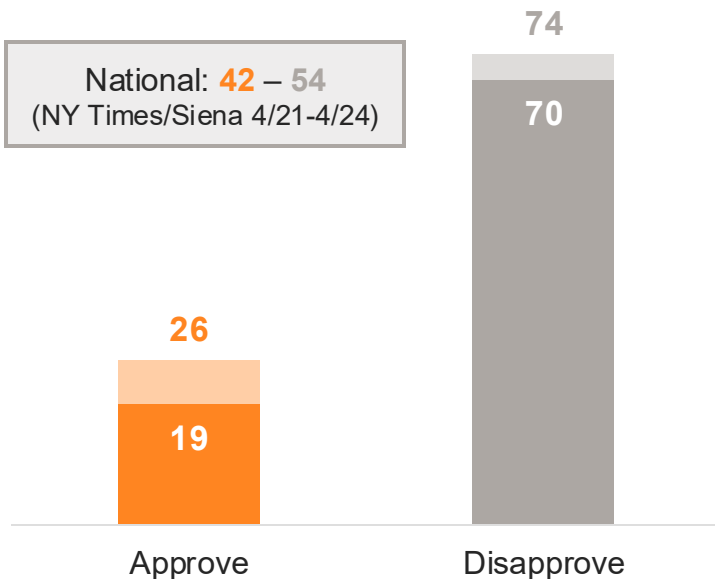
Figure 11

Trump Job Approval

Do you approve or disapprove of the job Donald Trump is doing as President?

Darker shade = Stronger intensity

National: 42 – 54
(NY Times/Siena 4/21-4/24)



Large Majorities Disapprove Of Trump Handling Of Economy, Foreign Policy, & Combatting Antisemitism

Figure 12

Trump Approval



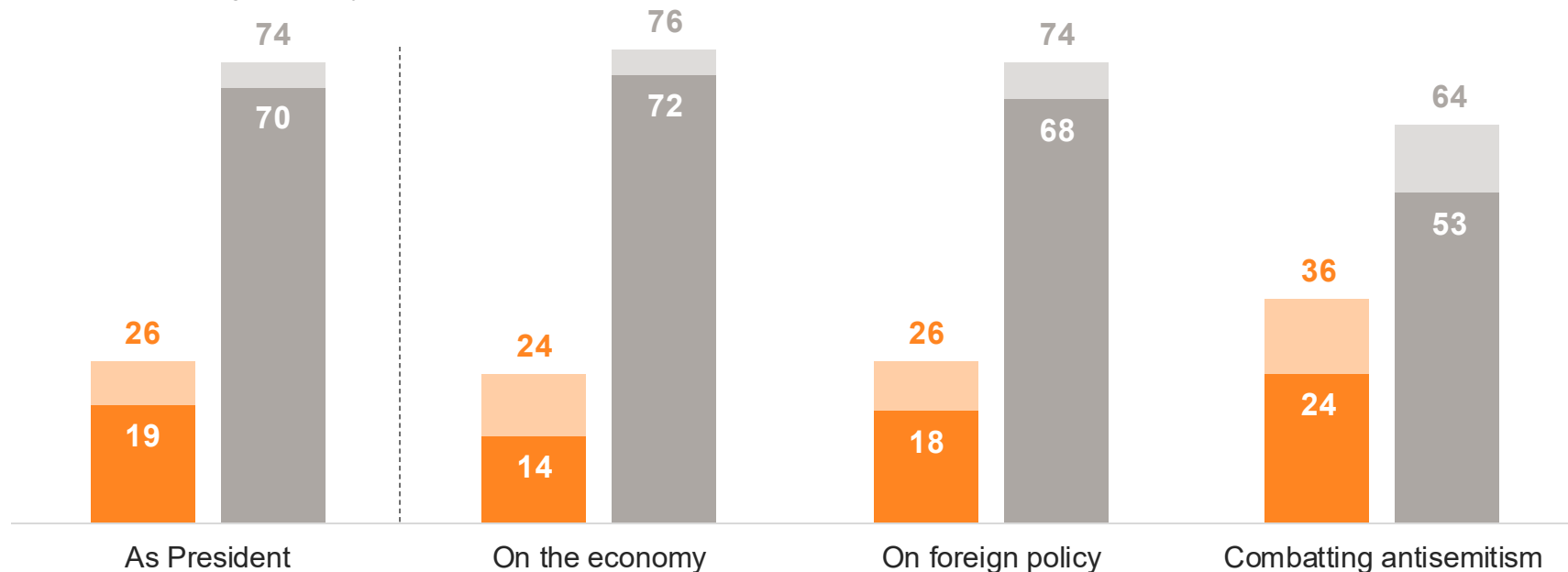
Approve



Disapprove

Do you approve or disapprove of the job Donald Trump is doing...

Darker shade = Stronger intensity

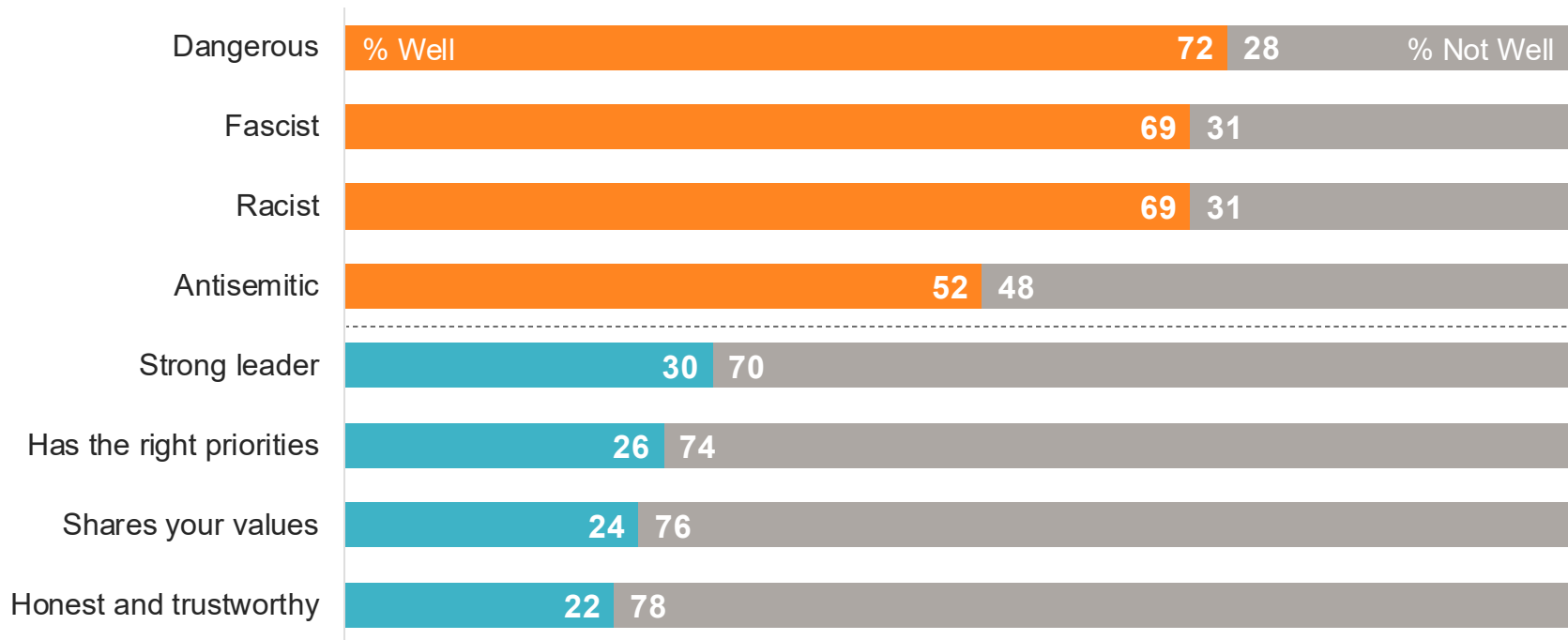


Half Of Jews Think Trump Is Antisemitic; Nearly Three Quarters Think He Is Dangerous

Figure 13

Trump Traits

Next are some words or phrases. After each, please indicate whether you think it describes Donald Trump very well, somewhat well, not too well, or not well at all.



Reform & Unaffiliated Jews Think Incredibly Negatively About Trump

Figure 14

Trump Negative Traits

Next are some words or phrases. After each, please indicate whether you think it describes Donald Trump very well, somewhat well, not too well, or not well at all.

% Total Well	Reform	Conservative	Orthodox	Unaff/ Other
Dangerous	80	60	28	80
Fascist	78	59	19	76
Racist	76	58	27	77
Antisemitic	60	45	7	57

Younger Jews Are Particularly Hostile Toward Trump

Figure 15

Trump Negative Traits

Next are some words or phrases. After each, please indicate whether you think it describes Donald Trump very well, somewhat well, not too well, or not well at all.

% Total Well	18-34	35-49	50-64	65+	Women	Men
Dangerous	84	75	59	70	79	64
Racist	81	68	59	68	77	60
Fascist	79	68	57	70	76	60
Antisemitic	55	56	47	51	64	40

Trump Positives Are Driven Primarily By Orthodox

Figure 16

Trump Positive Traits

Next are some words or phrases. After each, please indicate whether you think it describes Donald Trump very well, somewhat well, not too well, or not well at all.

% Total Well	Reform	Conservative	Orthodox	Unaff/ Other
Honest and trustworthy	15	32	62	15
Shares your values	15	36	61	19
Has the right priorities	16	36	70	20
Strong leader	18	40	81	25

Trump Viewed Poorly Across Age & Gender

Figure 17

Trump Positive Traits

Next are some words or phrases. After each, please indicate whether you think it describes Donald Trump very well, somewhat well, not too well, or not well at all.

% Total Well	18-34	35-49	50-64	65+	Women	Men
Honest and trustworthy	14	16	35	23	16	29
Shares your values	14	15	38	27	16	32
Has the right priorities	16	19	40	27	17	35
Strong leader	21	23	42	33	21	40

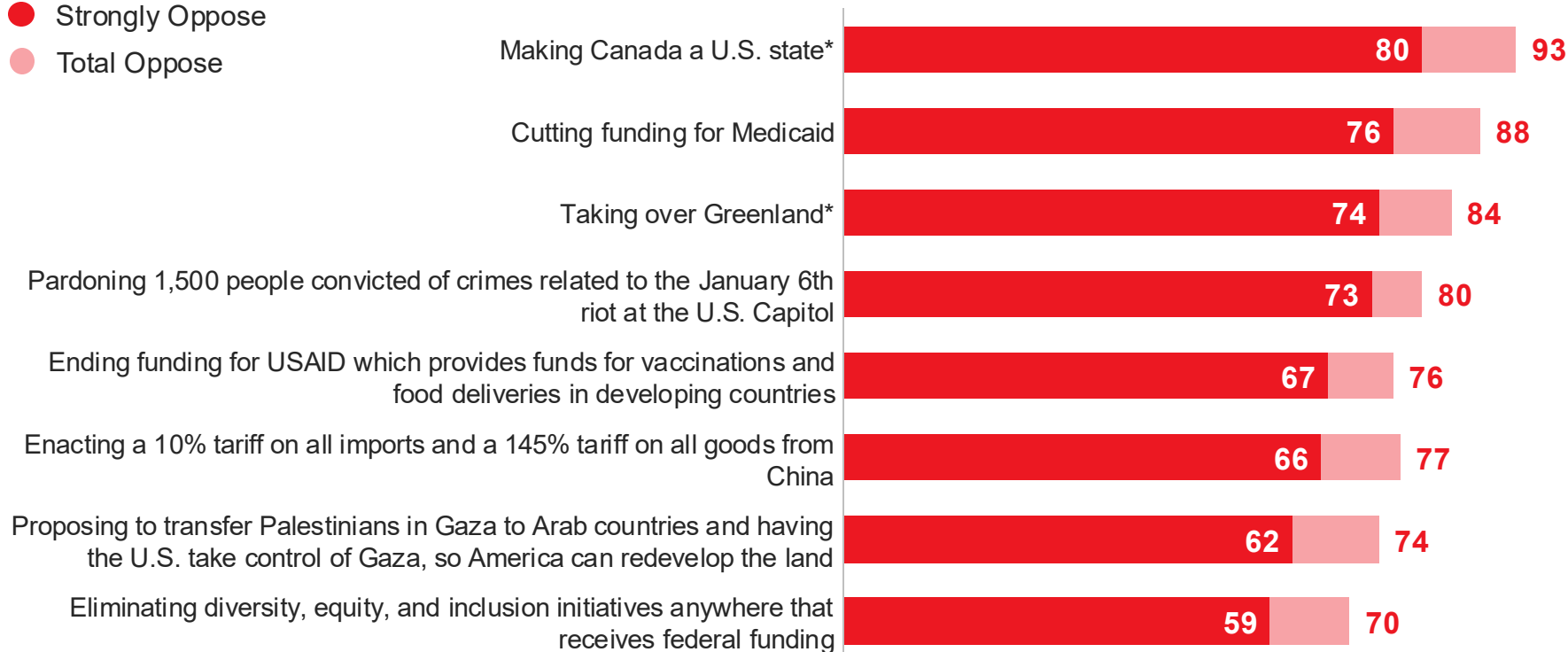
Extraordinary Opposition To Trump Agenda

Figure 18

Trump Actions

Below are some actions that Donald Trump has taken or said he might take as President. For each, please indicate whether you support or oppose that action.

- Strongly Oppose
- Total Oppose



*Split ½ sample

Jewish Voters Oppose Medicaid Cuts And Making Canada A State Across Denomination

Figure 19

Trump Actions

Below are some actions that Donald Trump has taken or said he might take as President. For each, please indicate whether you support or oppose that action.

% Total Support / Total Oppose	Reform	Conservative	Orthodox	Unaff/ Other
Canada*	5 / 95	9 / 91	22 / 78	5 / 95
Medicaid cuts	9 / 91	16 / 84	31 / 69	9 / 91
January 6 th pardons	11 / 89	30 / 70	63 / 37	14 / 86
Greenland*	13 / 87	23 / 77	50 / 50	7 / 93
Tariffs	14 / 86	32 / 68	66 / 34	17 / 83
USAID	16 / 84	38 / 62	58 / 42	18 / 82
U.S. Control of Gaza	21 / 79	31 / 69	60 / 40	20 / 80
DEI	21 / 79	41 / 59	78 / 22	23 / 77

*Split ½ sample

Mass Opposition To Trump Actions Spans Age And Gender

Figure 20

Trump Actions

Below are some actions that Donald Trump has taken or said he might take as President. For each, please indicate whether you support or oppose that action.

% Total Support / Total Oppose	18-34	35-49	50-64	65+	Women	Men
Canada*	5 / 95	8 / 92	9 / 91	7 / 93	7 / 93	8 / 92
Medicaid cuts	6 / 94	13 / 87	17 / 83	13 / 87	9 / 91	16 / 84
Greenland*	19 / 81	5 / 95	18 / 82	18 / 82	7 / 93	25 / 75
January 6 th Pardons	14 / 86	14 / 86	31 / 69	21 / 79	14 / 86	27 / 73
Tariffs	16 / 84	16 / 84	37 / 63	23 / 77	16 / 84	31 / 69
USAID	17 / 83	18 / 82	36 / 64	25 / 75	16 / 84	33 / 67
U.S. Control of Gaza	14 / 86	24 / 76	36 / 64	29 / 71	19 / 81	33 / 67
DEI	23 / 77	25 / 75	42 / 58	30 / 70	21 / 79	40 / 60

*Split ½ sample

The background of the slide features a complex geometric pattern composed of numerous triangles. Each triangle is filled with a dense, parallel line texture, creating a wood-grain-like effect. The lines within the triangles are oriented in different directions, following the edges of the triangles. A solid dark blue horizontal banner with a diagonal cut on its right side is positioned across the middle of the image.

Antisemitism

Concern Over Antisemitism Remains High, But Returns To Pre-October 7 Levels

Figure 22

Antisemitism Concern – U.S.



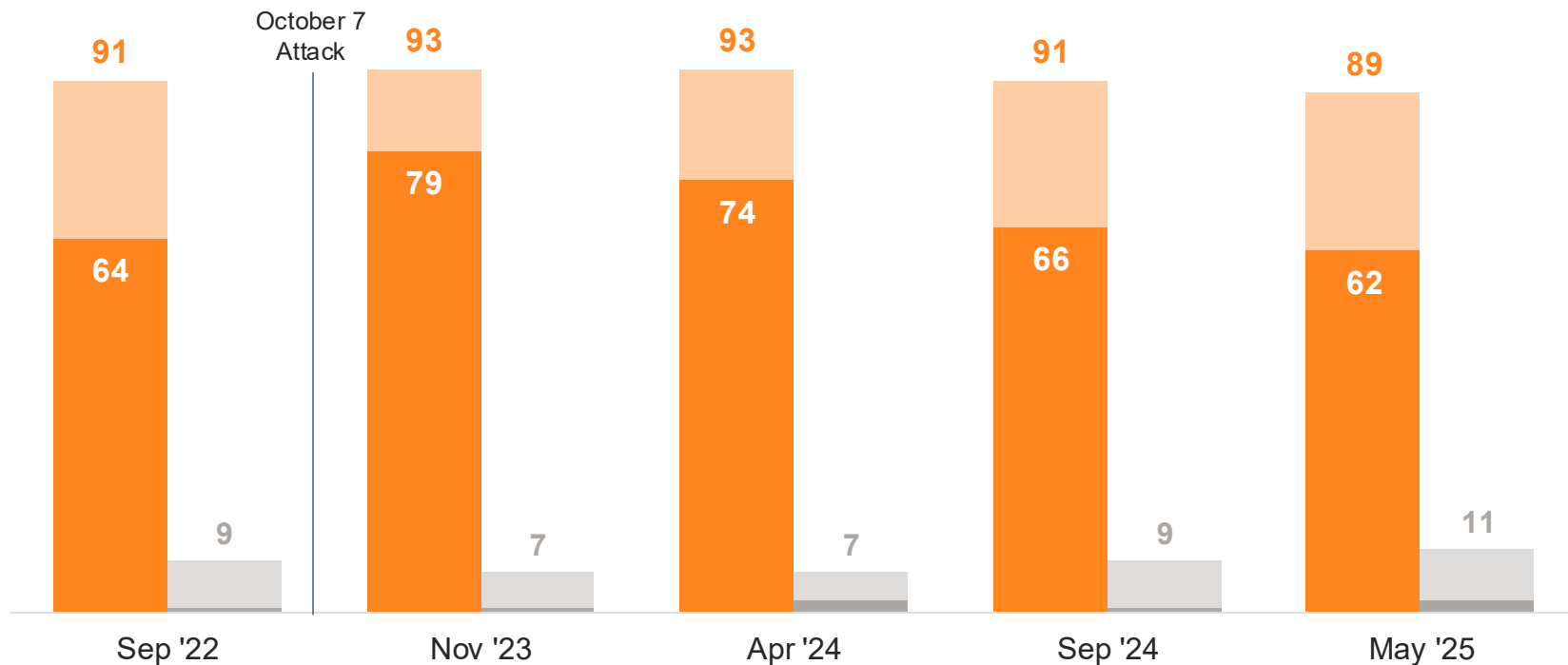
Concerned



Not Concerned

Darker shade = Very concerned

How concerned are you about antisemitism in the U.S.?



*Split ½ sample

Concern Is High About Antisemitism On Campus, But Not As High As National Concern

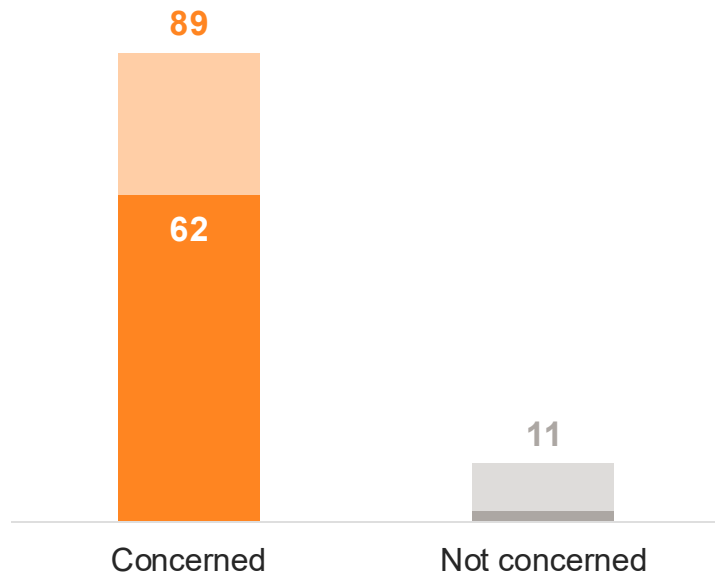
Figure 23

Antisemitism Concern

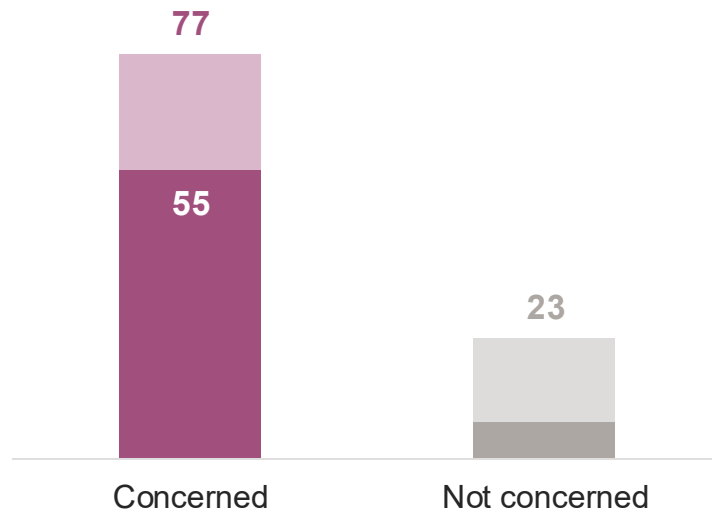
How concerned are you about...?

Darker shade = Stronger intensity

Antisemitism in the US



Antisemitism on college campuses



**Split 1/2 sample*

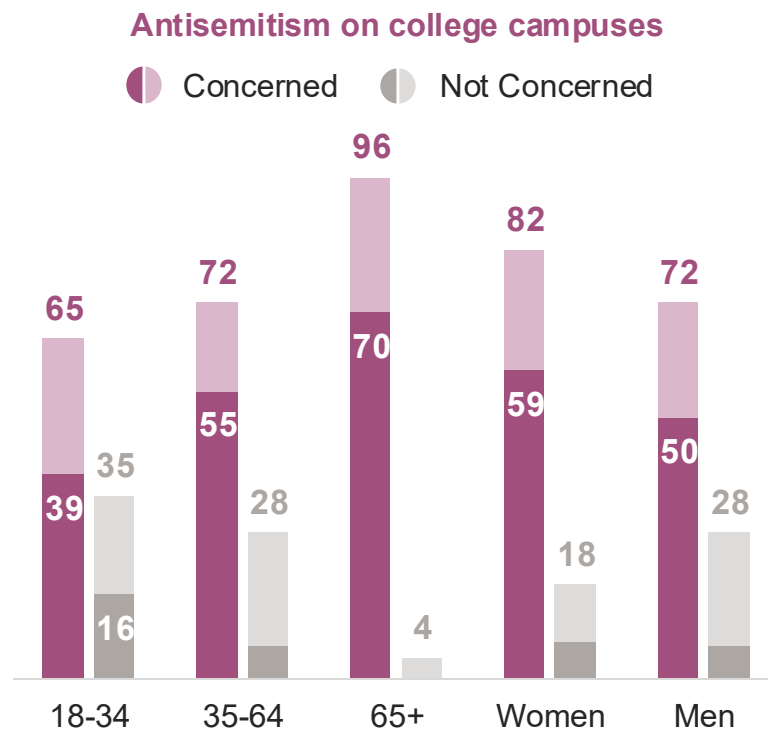
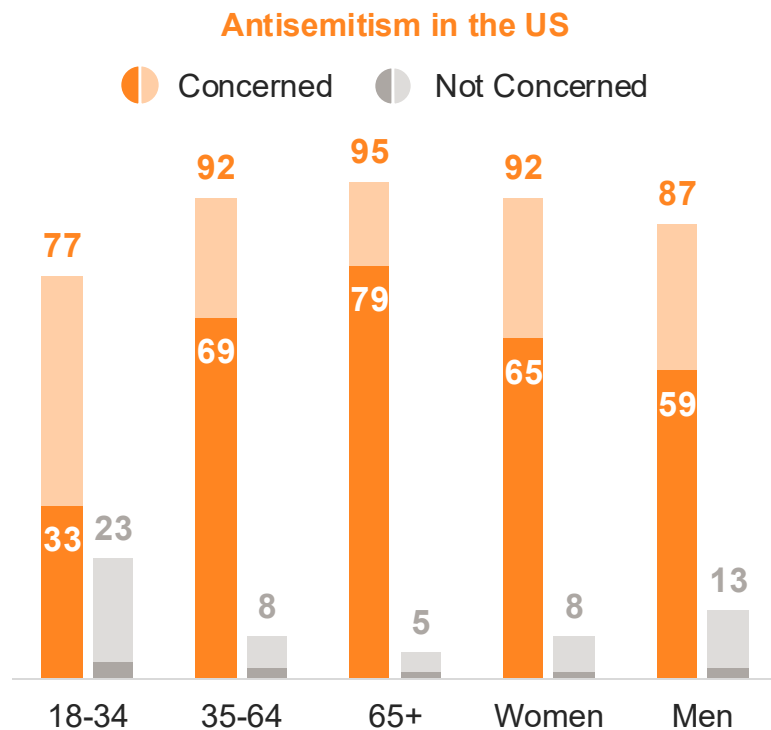
Younger Jews Much Less Concerned About Antisemitism Than Older Generations

Figure 24

Antisemitism Concern

How concerned are you about...?

Darker shade = Stronger intensity



**Split ½ sample*

Non-Orthodox Young Jews Are Much Less Concerned Than Others About Antisemitism On College Campuses

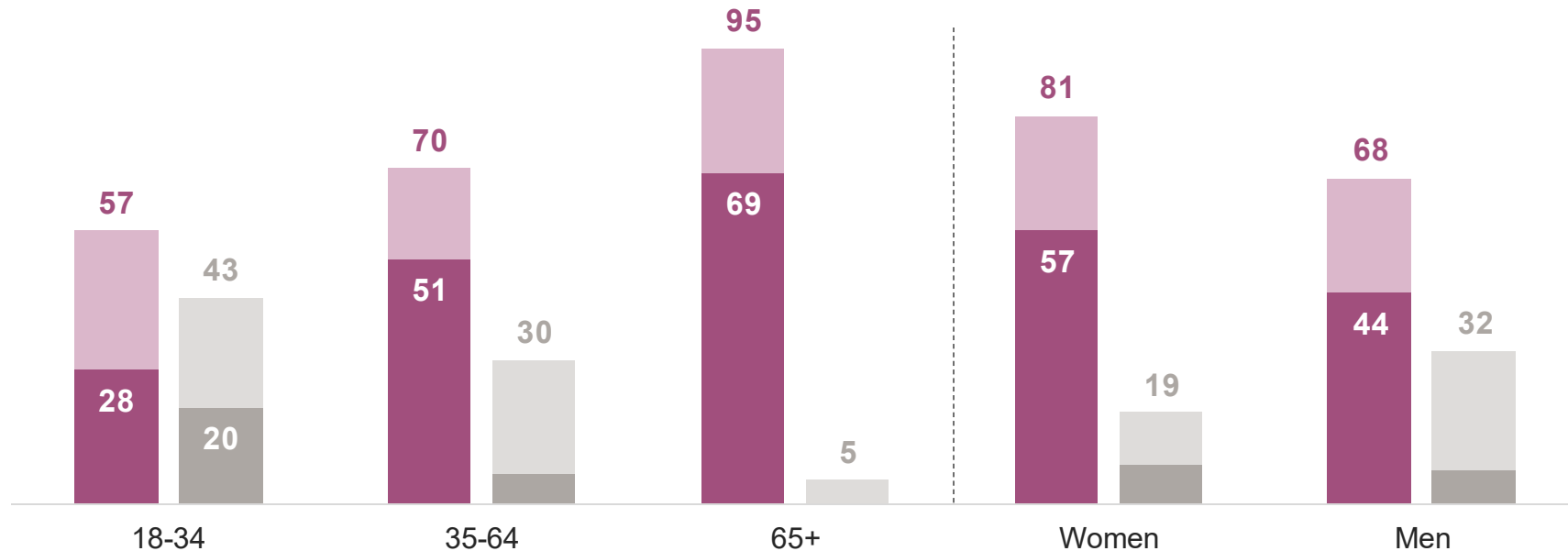
Figure 25

Antisemitism Concern (Non-Orthodox)

Darker shade = Stronger intensity

How concerned are you about *antisemitism on college campuses*?

Concerned Not Concerned



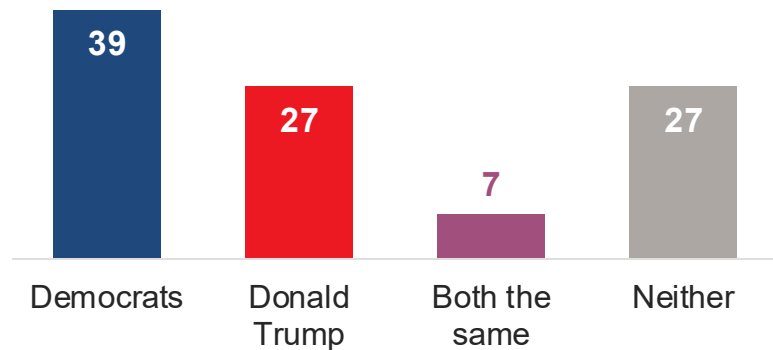
Democrats Have Slight Advantage On Trust To Fight Antisemitism

Figure 26

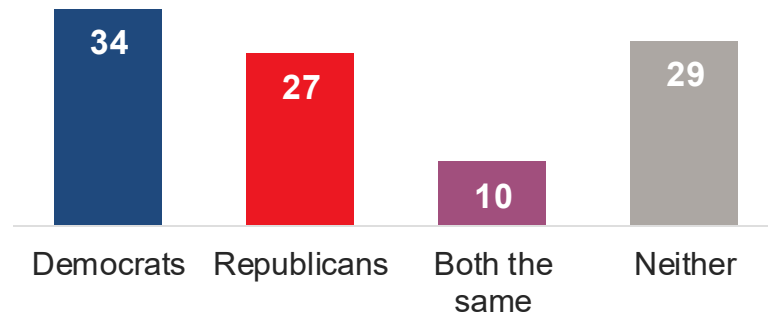
Antisemitism Trust

Who do you trust more to fight antisemitism?

Democrats vs. Donald Trump



Democrats vs. Republicans



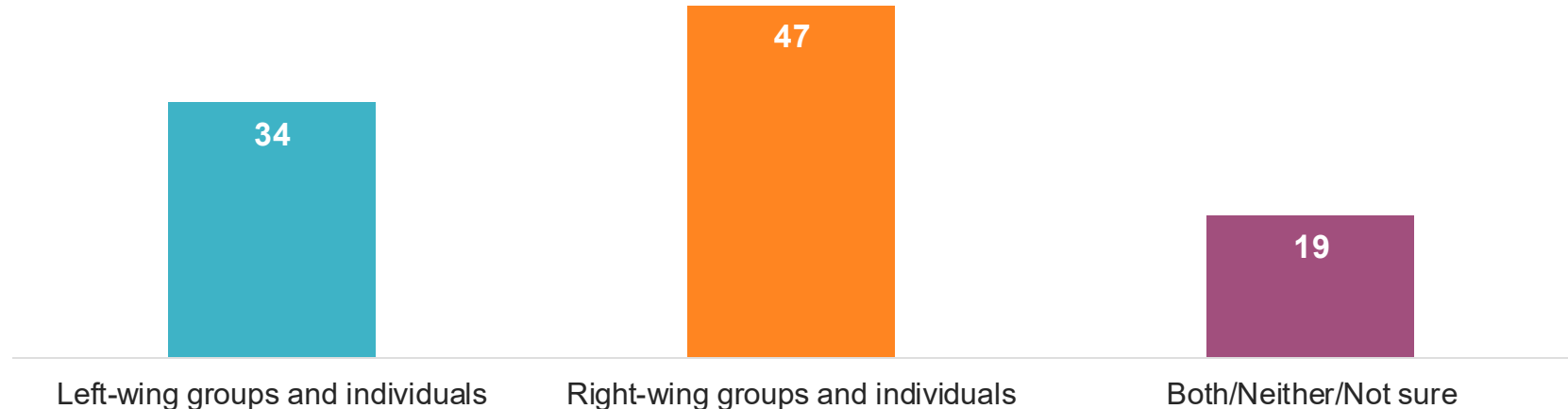
**Split ½ sample*

Jews Are More Concerned About Antisemitism Originating From The Right Than From The Left

Figure 27

Antisemitism Concerns

*Are you MORE concerned about antisemitism that originates from **LEFT-WING** groups and individuals or antisemitism that originates from **RIGHT-WING** groups and individuals?*

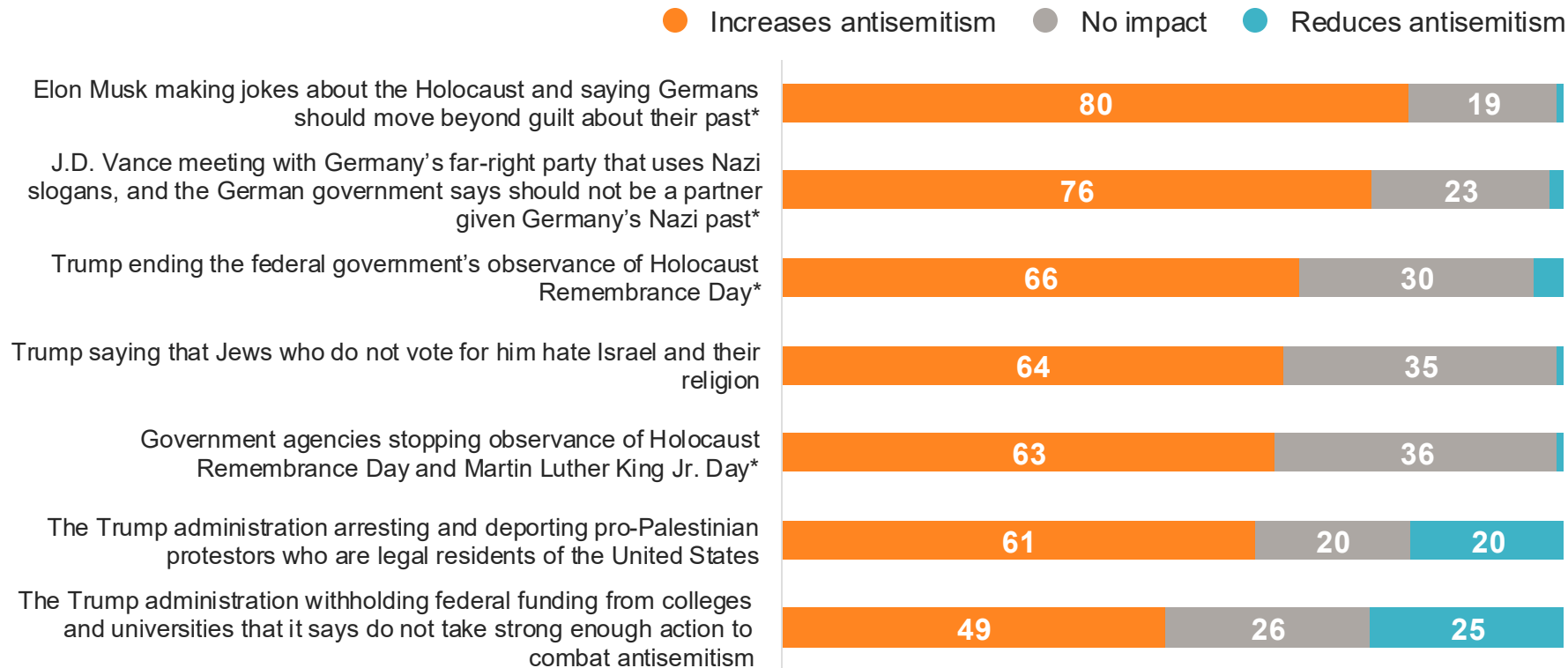


Trump & Administration Actions Seen As Increasing Antisemitism

Figure 28

Impact On Antisemitism

For each of the following actions that have taken place recently, do you think this action **reduces** antisemitism, **increases** antisemitism, or has **no impact** on antisemitism?



*Split ½ sample

Everyone Except Orthodox Believes Deporting Protestors Increases Antisemitism

Figure 29

Impact On Antisemitism

For each of the following actions that have taken place recently, do you think this action reduces antisemitism, increases antisemitism, or has no impact on antisemitism?

% Increases	Reform	Conservative	Orthodox	Unaff/ Other
Musk making jokes about the Holocaust*	90	67	40	85
Vance meeting with Germany's far-right party*	82	67	31	83
Trump ending observance of Holocaust Memorial Day*	77	54	34	67
Trump saying Jews who don't vote for him hate Israel/their religion	72	53	24	70
Trump admin deporting pro-Palestinian protestors	70	53	26	63
Federal agencies ending observance of Holocaust Memorial Day/MLK Day*	64	72	30	67
Trump admin withholding funding from colleges	57	45	13	51

*Split ½ sample

Younger Jews Particularly Concerned About Impact Of Deporting Protestors

Figure 30

Impact On Antisemitism

For each of the following actions that have taken place recently, do you think this action reduces antisemitism, increases antisemitism, or has no impact on antisemitism?

% Increases	18-34	35-49	50-64	65+	Women	Men
Musk making jokes about the Holocaust*	87	81	70	81	89	70
Vance meeting with Germany's far-right party*	79	78	70	76	86	64
Trump ending observance of Holocaust Memorial Day*	76	66	59	63	72	59
Trump saying Jews who don't vote for him hate Israel/their religion	75	71	50	60	71	56
Trump admin deporting pro-Palestinian protestors	71	62	46	63	69	52
Federal agencies ending observance of Holocaust Memorial Day/MLK Day*	65	67	63	59	72	54
Trump admin withholding funding from colleges	51	56	40	49	61	36

*Split ½ sample



Israel

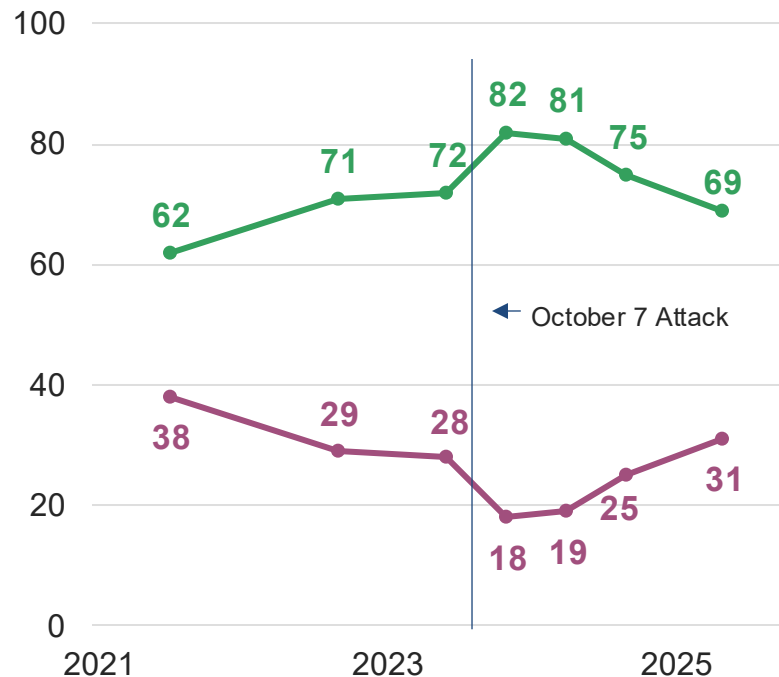
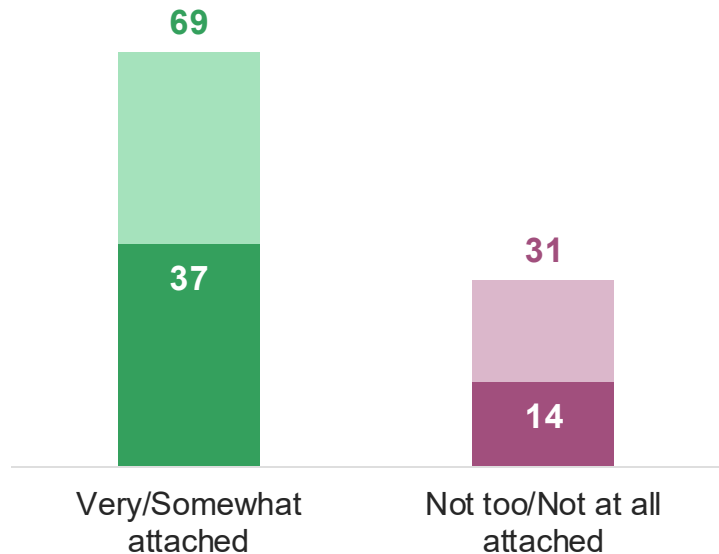
Emotional Attachment To Israel Is High, But Returns To Pre-October 7 Levels

Figure 32

Israel Attachment

How emotionally attached are you to Israel?

Darker shade = Stronger intensity



Younger Jews Much Less Attached To Israel Than Older Generations

Figure 33

Israel Attachment



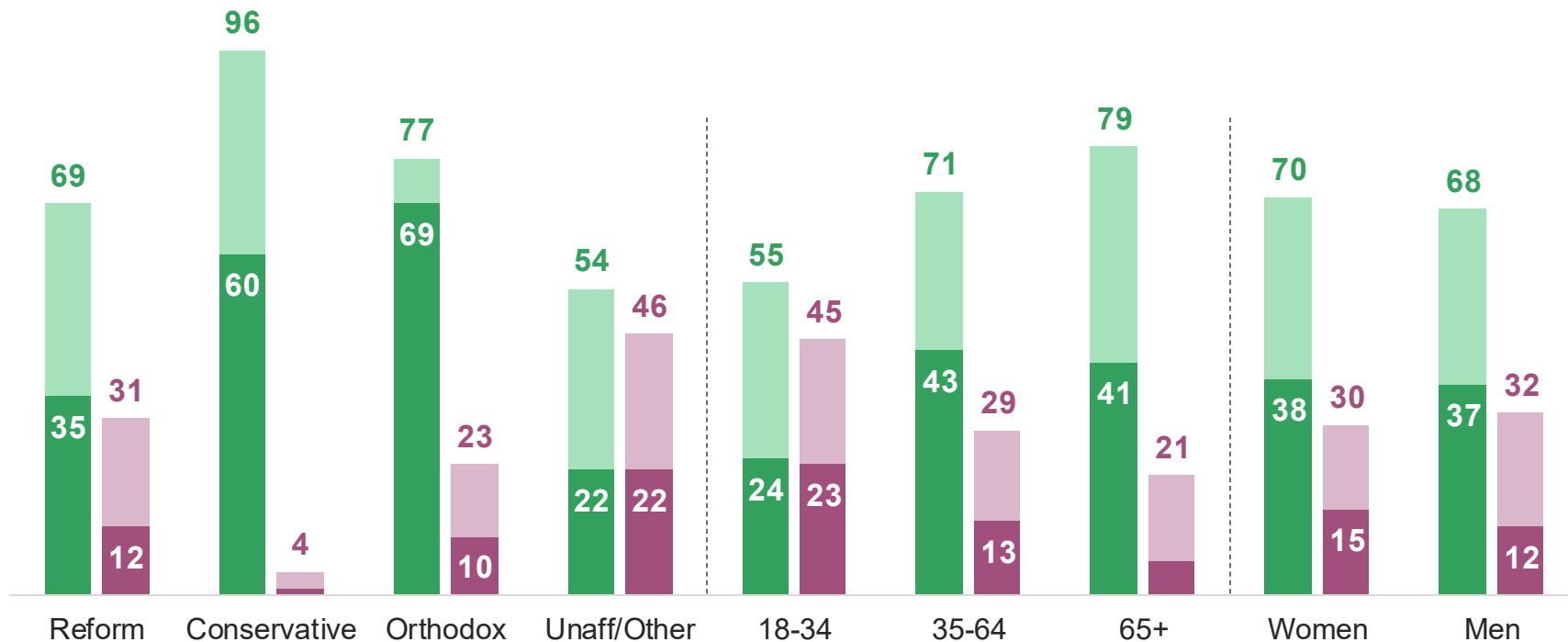
Attached



Not Attached

How emotionally attached are you to Israel?

Darker shade = Stronger intensity

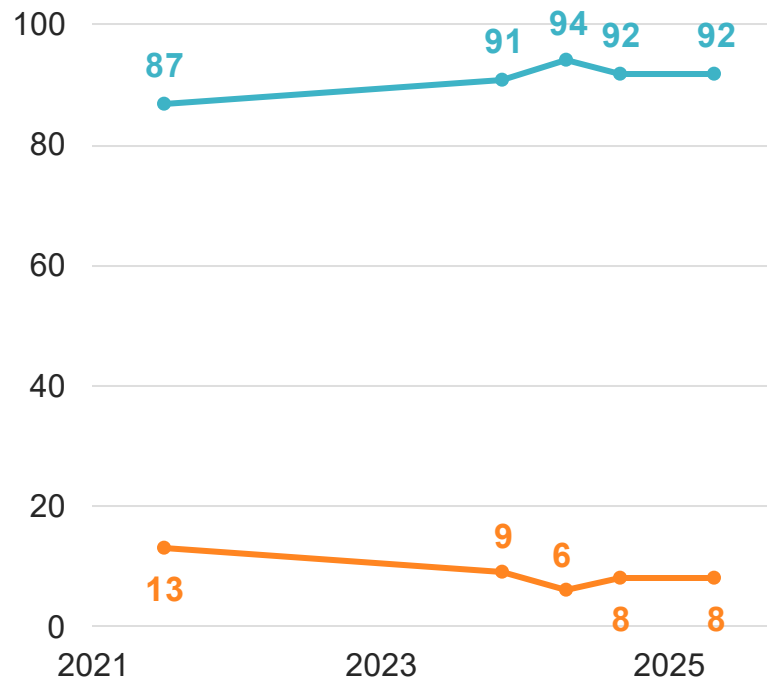
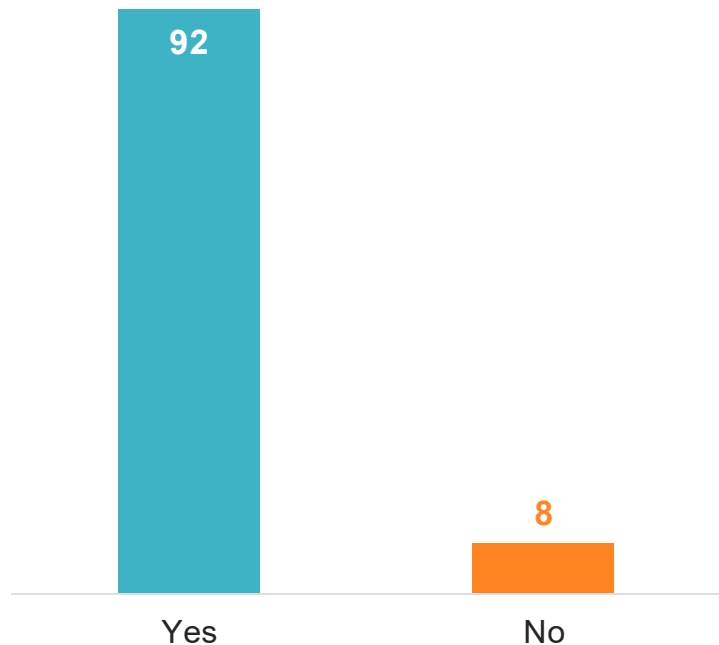


More Than 9-In-10 Say One Can Be “Pro-Israel” While Being Critical Of Israeli Government Policies

Figure 34

Pro-Israel

People often talk about being “pro-Israel.” Do you think someone can be critical of Israeli government policies and still be “pro-Israel?”

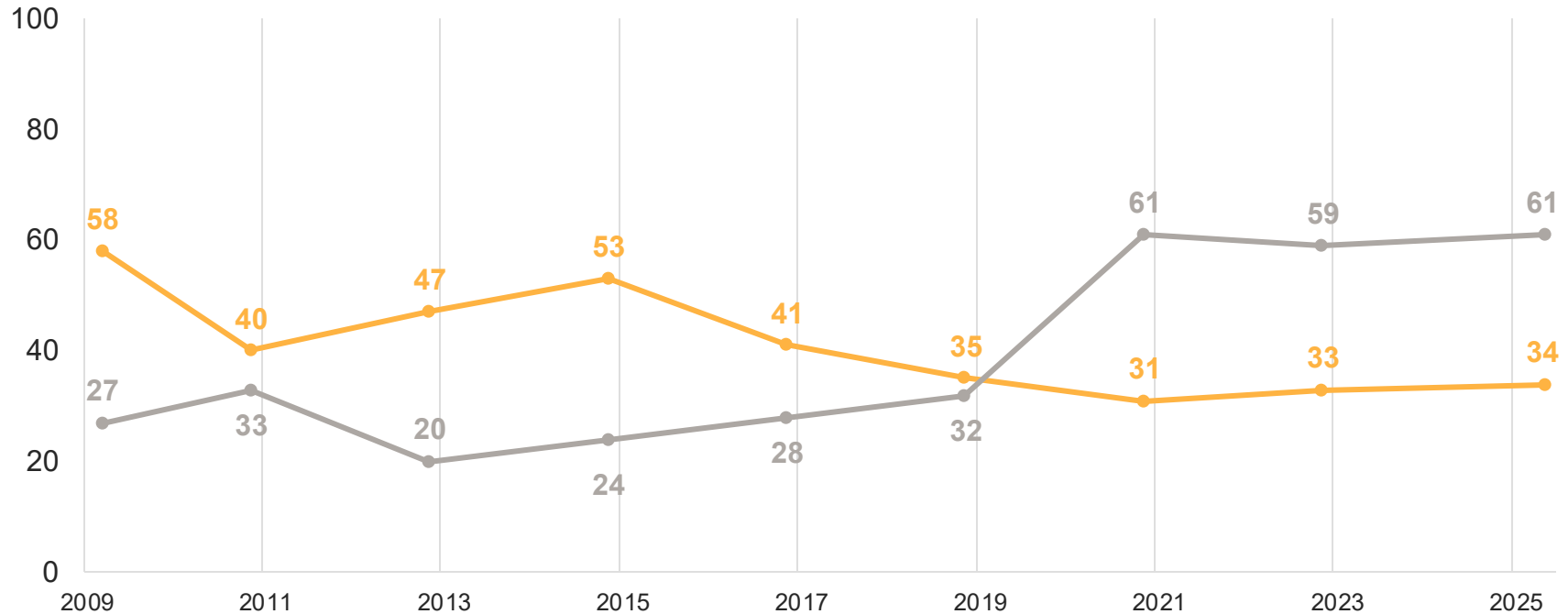


Netanyahu Remains Very Unfavorable Among American Jews

Figure 35

Netanyahu Favorability

● Favorable ● Unfavorable

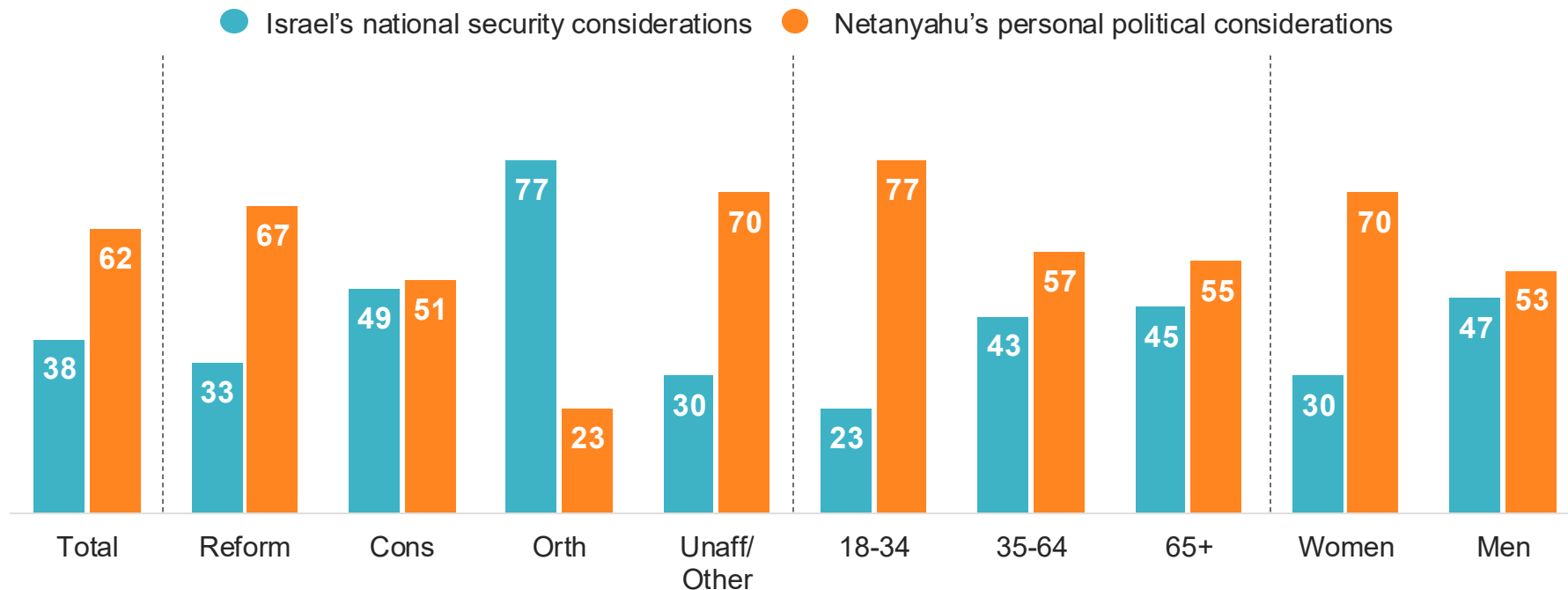


Majority Believe Netanyahu Renewed War For Political Reasons

Figure 36

Netanyahu Motivation

Do you think Israeli Prime Minister Netanyahu's decision to resume military action in Gaza was driven **more by Israel's national security considerations** or **Netanyahu's personal political considerations**?



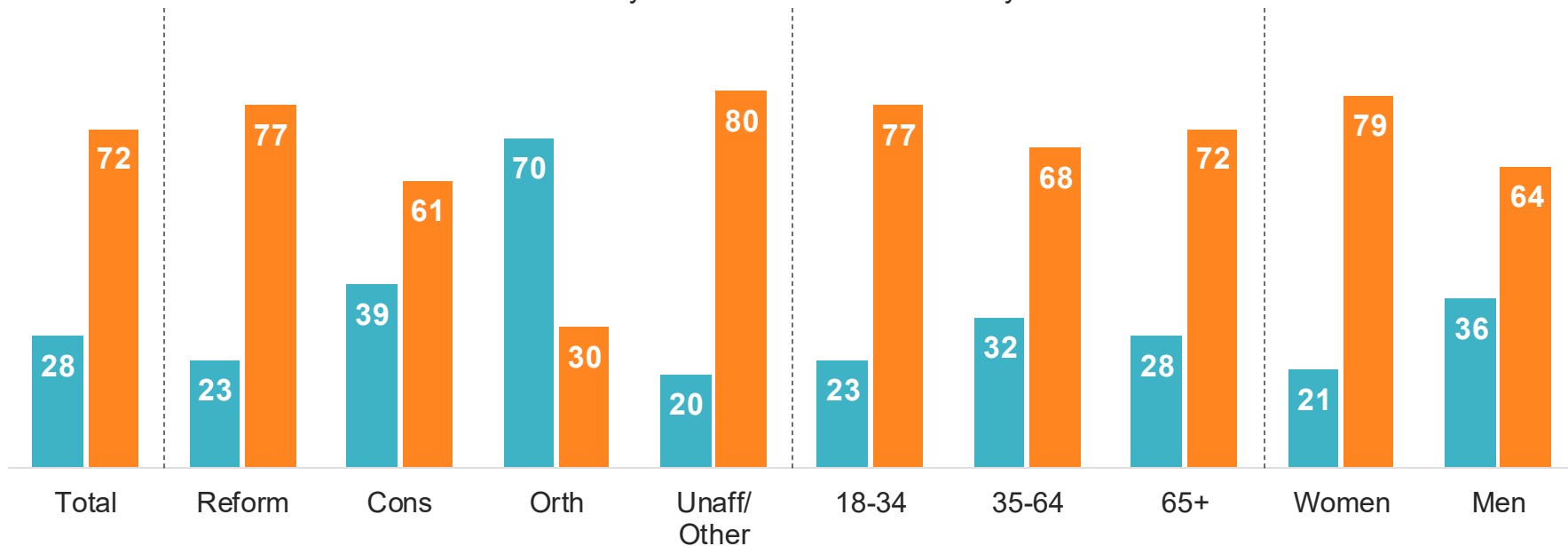
Large Majority Believes Renewal Of War Increases Risk To Hostages

Figure 37

War Impact on Hostages

*Do you think Israel's renewal of military action in Gaza makes it **more likely that the hostages will be released**, or do you think it makes it **more likely that they will be killed**?*

● More likely released ● More likely killed



- GBAO designed the questionnaire for the national survey of American Jews registered to vote. The national survey was conducted April 22 – May 1, 2025, and included interviews with 800 self-identified Jewish voters. The national survey is subject to a margin of error of +/- 3.5 percentage points at the 95 percent confidence level.
- The survey sample was drawn from a national voter file, consisting of all registered voters in the United States. Respondents with a likelihood of being Jewish, based on their first or last name or their geography, were contacted by text, and then took the survey on a secure link on their phone or computer if they identified themselves as Jewish.
- All respondents were asked at the beginning of the survey whether they consider themselves Jewish, using the same question wording as the 2020 Pew Research Center study, “Jewish Americans in 2020.”
- The sample was weighted to Pew’s demographic results on critical variables, such as gender, denomination, age, and synagogue membership.

G B A O

RESEARCH + STRATEGY